

# ANDAMENTO EPIDEMIA OTTOBRE 2022

Sistema Socio Sanitario



Regione  
Lombardia

ATS Insubria



# POSITIVI GIORNALIERI

## Casi Covid-19 in ATS Insubria (dati aggiornati al 13-10-2022)

| UOSD Epidemiologia Ambientale e<br>Flussi Informativi<br>Sistema Socio Sanitario<br> Regione<br>Lombardia<br>ATS Insubria | CO  | VA  | TOT  | <12 anni | 12-17 anni | 18-24 anni | 25-49 anni | 50-64 anni | 65-74 anni | >=75 anni |
|--|-----|-----|------|----------|------------|------------|------------|------------|------------|-----------|
| 12-10-2022   | 736 | 843 | 1579 | 44       | 28         | 55         | 465        | 497        | 225        | 265       |

# POSITIVI SETTIMANALI

## Casi Covid-19 in ATS Insubria (dati aggiornati al 13-10-2022)

| UOSD Epidemiologia Ambientale e<br>Flussi Informativi<br>Sistema Socio Sanitario<br> Regione<br>Lombardia<br>ATS Insubria | CO   | VA   | TOT         | <12 anni | 12-17 anni | 18-24 anni | 25-49 anni | 50-64 anni | 65-74 anni | >=75 anni |
|---|------|------|-------------|----------|------------|------------|------------|------------|------------|-----------|
| Settimana dal 22-set al 28-set  | 2308 | 2794 | <b>5102</b> | 351      | 392        | 175        | 1631       | 1370       | 596        | 587       |

## Casi Covid-19 in ATS Insubria (dati aggiornati al 13-10-2022)

| UOSD Epidemiologia Ambientale e<br>Flussi Informativi<br>Sistema Socio Sanitario<br> Regione<br>Lombardia<br>ATS Insubria | CO   | VA   | TOT         | <12 anni | 12-17 anni | 18-24 anni | 25-49 anni | 50-64 anni | 65-74 anni | >=75 anni |
|---|------|------|-------------|----------|------------|------------|------------|------------|------------|-----------|
| Settimana dal 15-set al 21-set  | 1325 | 1733 | <b>3058</b> | 352      | 175        | 130        | 939        | 769        | 356        | 337       |

# POSITIVI SETTIMANALI

## Casi Covid-19 in ATS Insubria (dati aggiornati al 13-10-2022)

| UOSD Epidemiologia Ambientale e<br>Flussi Informativi<br>Sistema Socio Sanitario<br> Regione<br>Lombardia<br>ATS Insubria | CO   | VA   | TOT         | <12 anni | 12-17 anni | 18-24 anni | 25-49 anni | 50-64 anni | 65-74 anni | >=75 anni |
|---|------|------|-------------|----------|------------|------------|------------|------------|------------|-----------|
| Settimana dal 29-set al 05-ott  | 3874 | 4467 | <b>8341</b> | 281      | 414        | 335        | 2641       | 2516       | 1036       | 1118      |

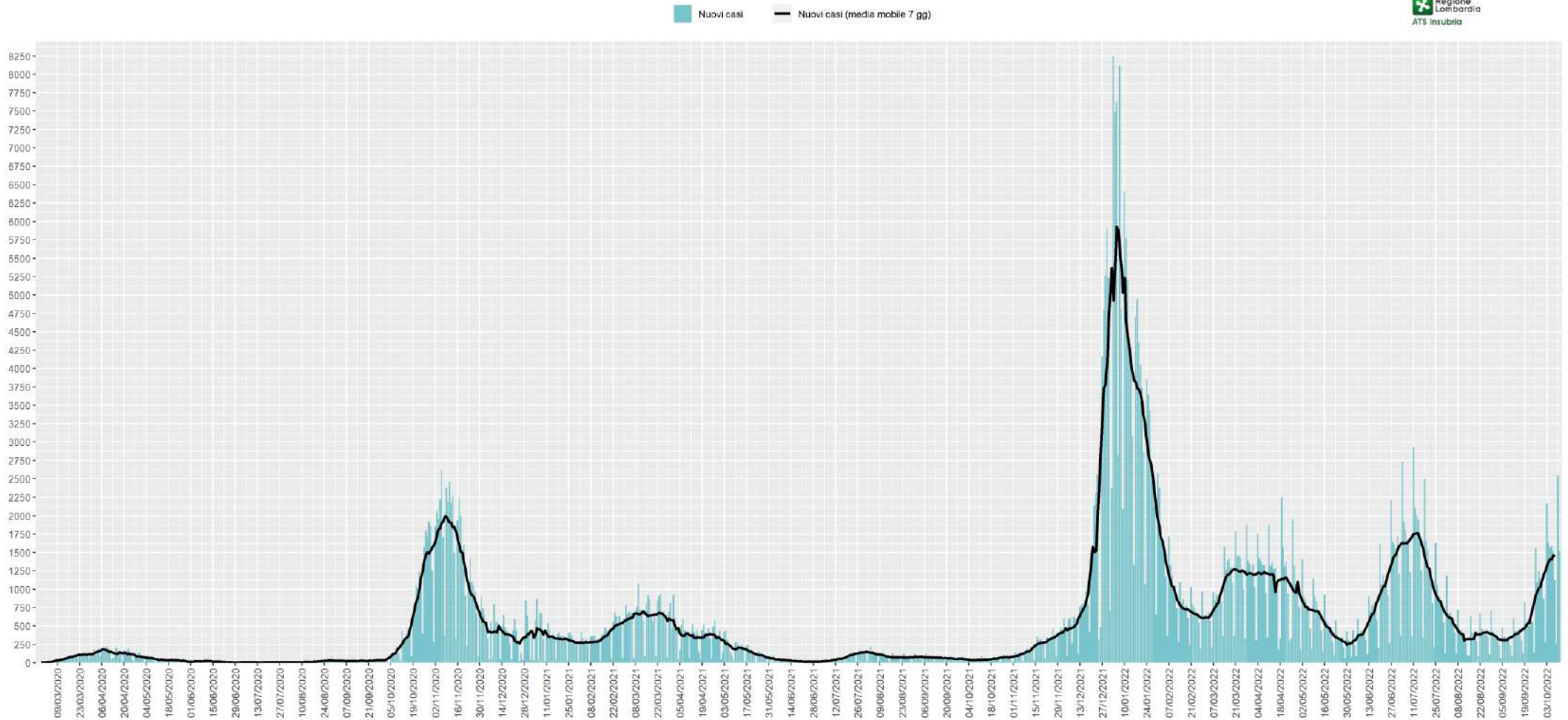
## Casi Covid-19 in ATS Insubria (dati aggiornati al 13-10-2022)

| UOSD Epidemiologia Ambientale e<br>Flussi Informativi<br>Sistema Socio Sanitario<br> Regione<br>Lombardia<br>ATS Insubria | CO   | VA   | TOT          | <12 anni | 12-17 anni | 18-24 anni | 25-49 anni | 50-64 anni | 65-74 anni | >=75 anni |
|---|------|------|--------------|----------|------------|------------|------------|------------|------------|-----------|
| Settimana dal 06-ott al 12-ott  | 4631 | 5591 | <b>10222</b> | 300      | 278        | 387        | 3150       | 3216       | 1409       | 1482      |

# ANDAMENTO POSITIVI

Nuovi Casi ATS-Insubria  
Dal 25/02/2020 ad oggi.

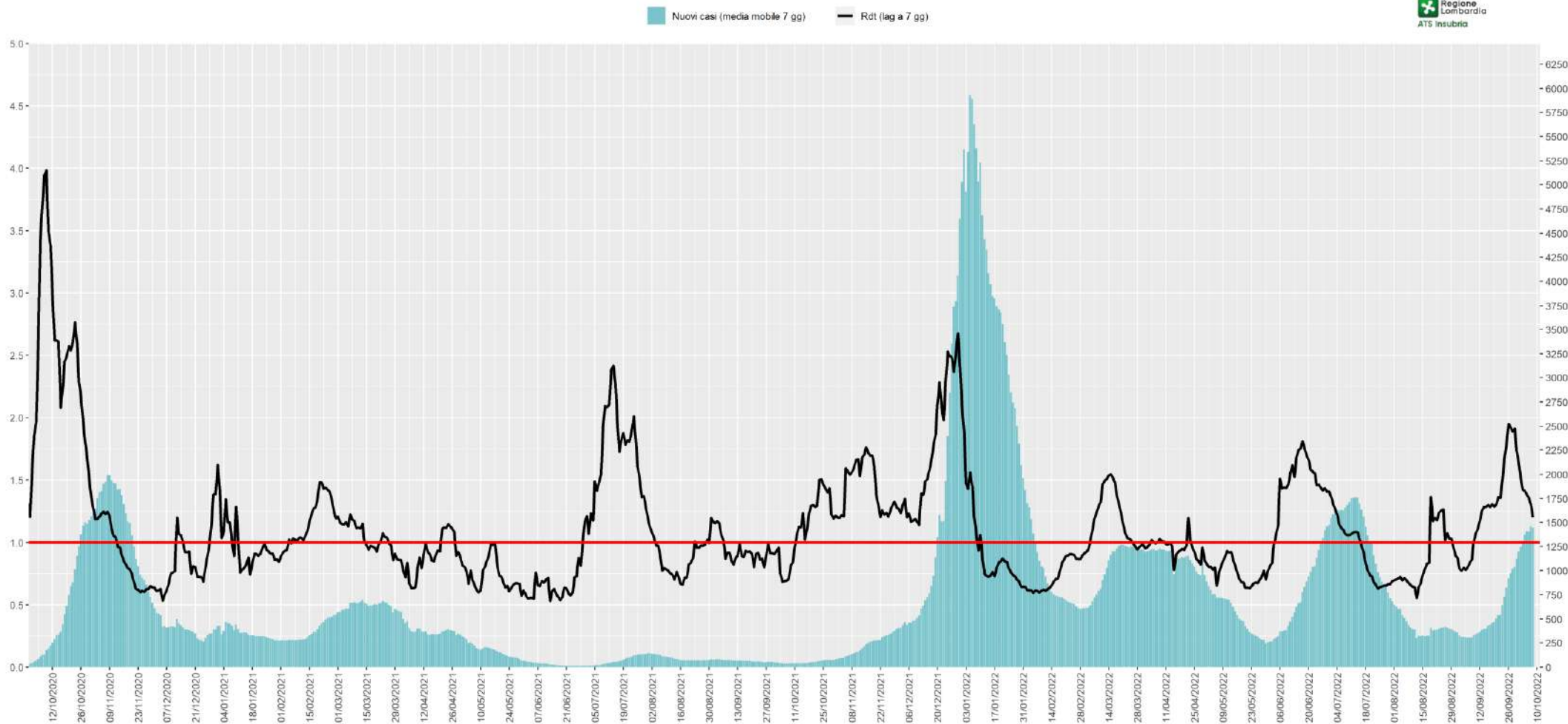
UOSD Epidemiologia Ambientale e  
Flussi Informativi  
Sistema Socio Sanitario  
Regione Lombardia  
ATS Insubria





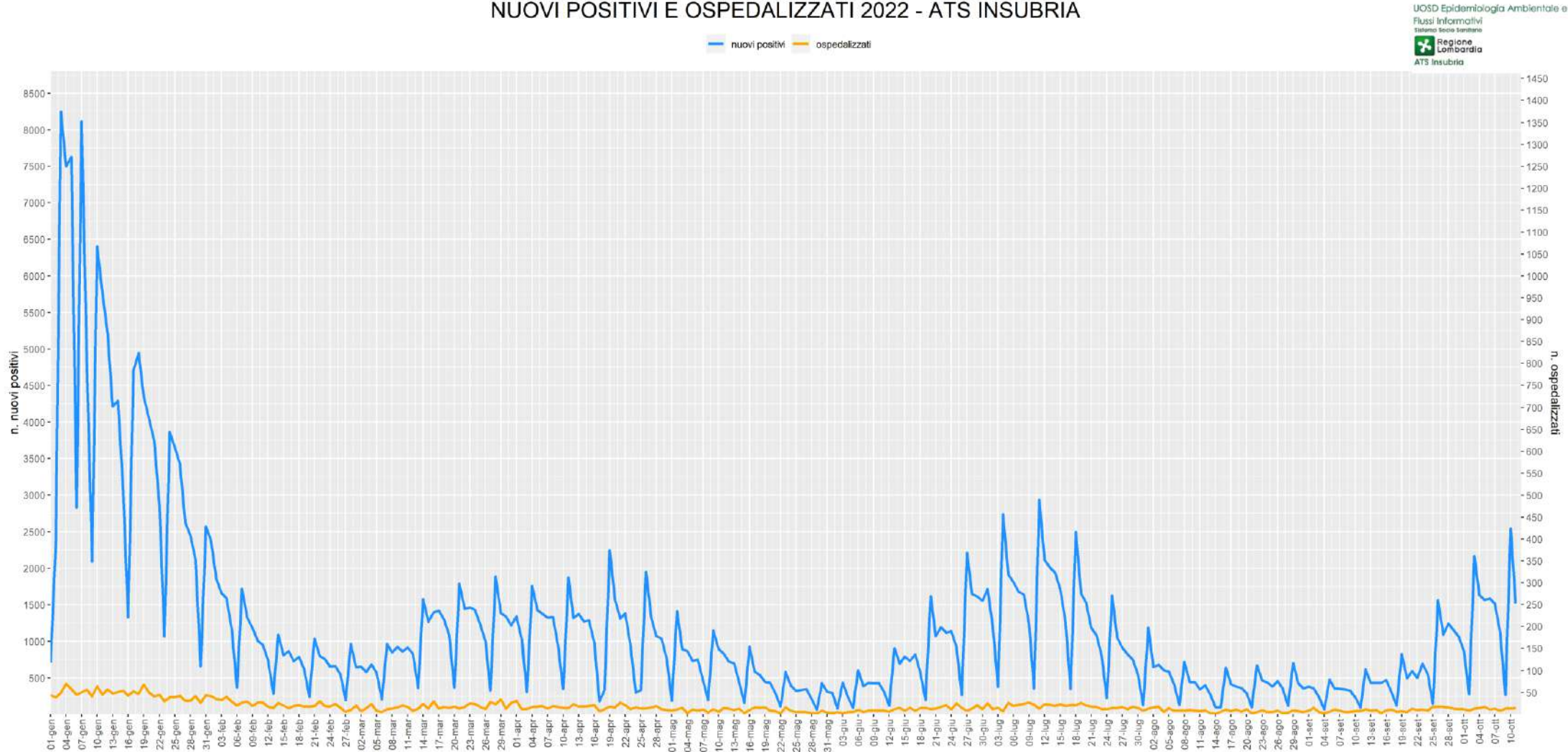
Rdt e nuovi Casi ATS-Insubria  
Dal 01/10/2020 al 11/10/2022.

UOSD Epidemiologia Ambientale e  
Flussi Informativi  
Sistema Socio Sanitario  
Regione Lombardia  
ATS Insubria



# CASI ED OSPEDALIZZATI 2022

## NUOVI POSITIVI E OSPEDALIZZATI 2022 - ATS INSUBRIA

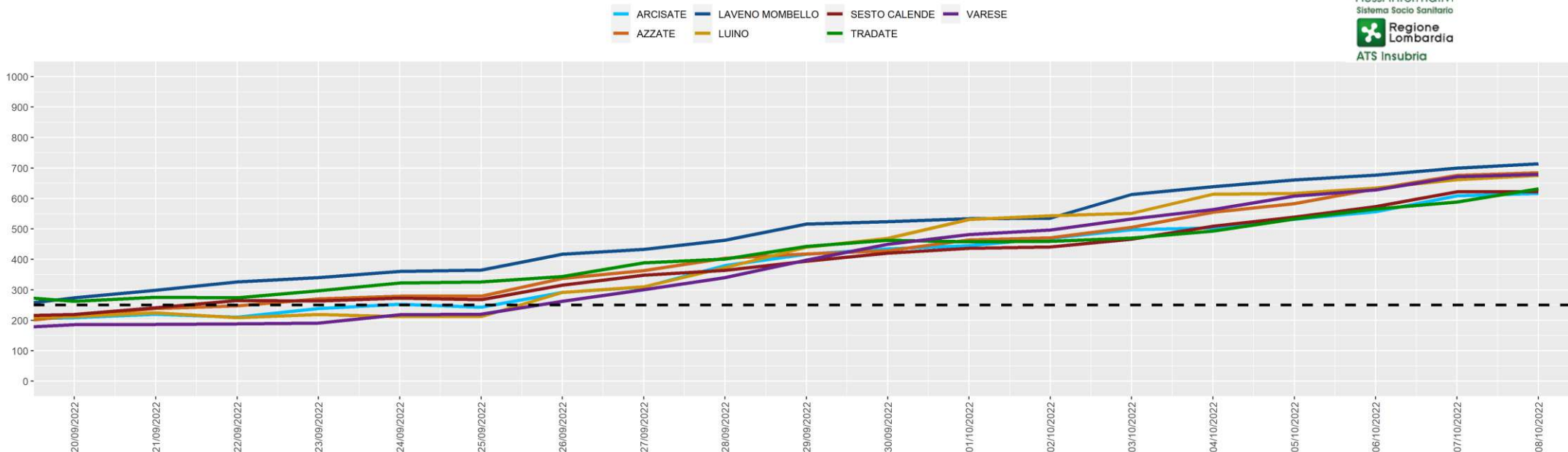


UOSD Epidemiologia Ambientale e  
Flussi Informativi  
Sistema Socio Sanitario  
Regione Lombardia  
ATS Insubria

# TASSO INCIDENZA ULTIMI 7 GIORNI AMBITO SETTE LAGHI

TASSO INCIDENZA AMBITI ASST Sette Laghi (ultimi 7gg)

UOSD Epidemiologia Ambientale e  
Flussi Informativi  
Sistema Socio Sanitario  
  
Regione Lombardia  
ATS Insubria



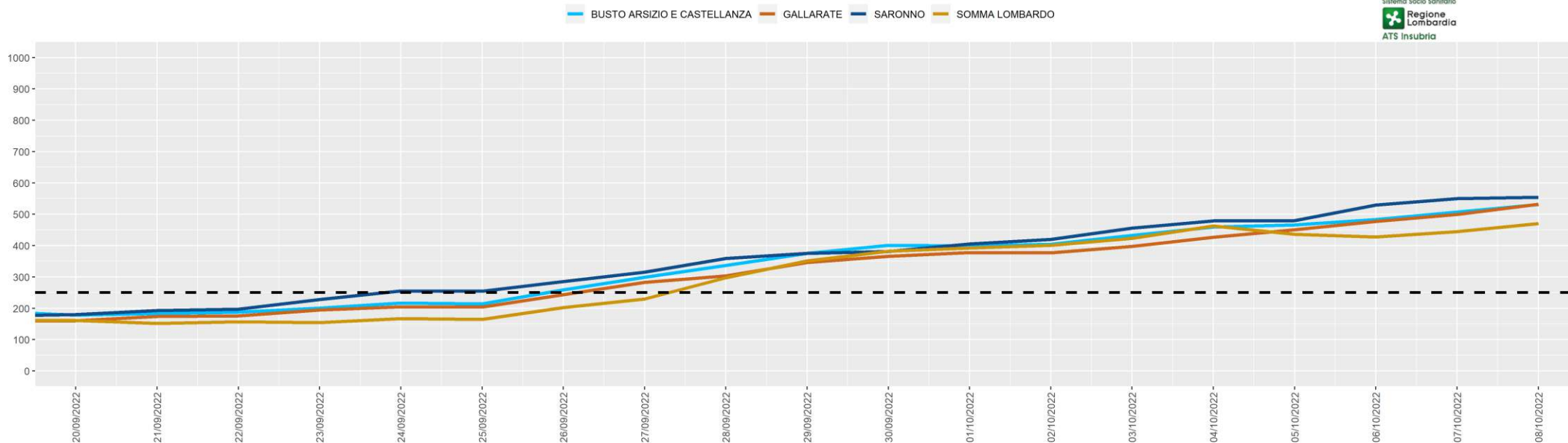
|                        | 20/09/22 | 21/09/22 | 22/09/22 | 23/09/22 | 24/09/22 | 25/09/22 | 26/09/22 | 27/09/22 | 28/09/22 | 29/09/22 | 30/09/22 | 01/10/22 | 02/10/22 | 03/10/22 | 04/10/22 | 05/10/22 | 06/10/22 | 07/10/22 | 08/10/22 |
|------------------------|----------|----------|----------|----------|----------|----------|----------|----------|----------|----------|----------|----------|----------|----------|----------|----------|----------|----------|----------|
| <b>VARESE</b>          | 185.64   | 186.57   | 188.44   | 191.23   | 218.29   | 220.15   | 262.13   | 300.38   | 340.49   | 397.40   | 449.64   | 481.35   | 496.28   | 532.66   | 563.44   | 608.22   | 627.81   | 671.65   | 679.12   |
| <b>SESTO CALENDE</b>   | 219.29   | 241.41   | 265.56   | 263.54   | 273.60   | 267.57   | 315.85   | 348.04   | 364.13   | 394.31   | 420.46   | 436.56   | 440.58   | 466.74   | 508.98   | 539.16   | 573.36   | 621.64   | 621.64   |
| <b>ARCISATE</b>        | 208.39   | 220.53   | 210.42   | 238.74   | 252.90   | 242.79   | 291.34   | 309.55   | 380.37   | 416.78   | 434.99   | 445.11   | 469.39   | 497.71   | 503.78   | 532.11   | 556.39   | 608.99   | 617.08   |
| <b>AZZATE</b>          | 215.21   | 238.33   | 247.22   | 270.34   | 279.24   | 279.24   | 337.93   | 362.83   | 403.73   | 417.96   | 428.63   | 464.21   | 471.32   | 505.11   | 554.91   | 583.37   | 631.39   | 675.86   | 684.75   |
| <b>TRADATE</b>         | 262.88   | 275.48   | 273.68   | 297.09   | 322.30   | 325.90   | 343.90   | 388.92   | 401.52   | 442.93   | 462.74   | 457.34   | 459.14   | 469.94   | 493.35   | 532.96   | 565.37   | 588.78   | 631.99   |
| <b>LUINO</b>           | 212.07   | 224.76   | 208.45   | 219.32   | 212.07   | 212.07   | 291.83   | 309.95   | 373.39   | 440.46   | 469.46   | 531.09   | 543.77   | 551.02   | 614.46   | 616.28   | 634.40   | 661.59   | 676.09   |
| <b>LAVENO MOMBELLO</b> | 274.02   | 298.54   | 325.94   | 340.36   | 360.55   | 364.88   | 416.80   | 432.66   | 462.95   | 516.31   | 523.52   | 533.62   | 535.06   | 612.94   | 638.90   | 660.53   | 676.40   | 699.47   | 713.89   |



# TASSO INCIDENZA ULTIMI 7 GIORNI AMBITO VALLE OLONA

TASSO INCIDENZA AMBITI ASST Valle Olona (ultimi 7gg)

UOSD Epidemiologia Ambientale e  
Flussi Informativi  
Sistema Socio Sanitario  
Regione  
Lombardia  
ATS Insubria

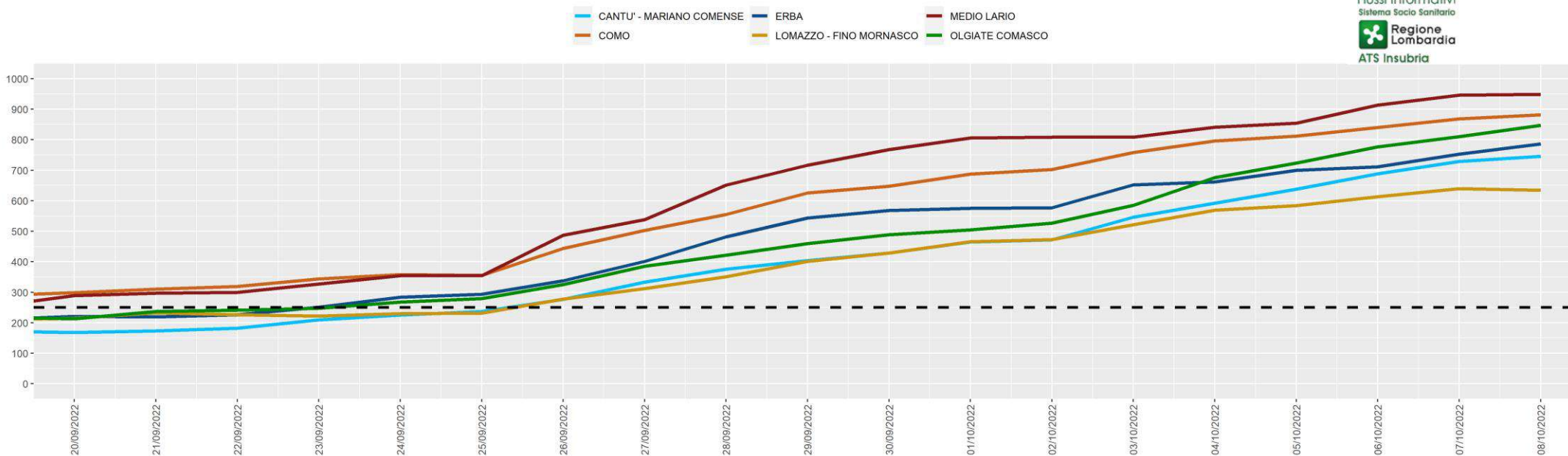


|                                    | 20/09/22 | 21/09/22 | 22/09/22 | 23/09/22 | 24/09/22 | 25/09/22 | 26/09/22 | 27/09/22 | 28/09/22 | 29/09/22 | 30/09/22 | 01/10/22 | 02/10/22 | 03/10/22 | 04/10/22 | 05/10/22 | 06/10/22 | 07/10/22 | 08/10/22 |
|------------------------------------|----------|----------|----------|----------|----------|----------|----------|----------|----------|----------|----------|----------|----------|----------|----------|----------|----------|----------|----------|
| <b>SARONNO</b>                     | 179.53   | 192.87   | 196.97   | 227.75   | 255.44   | 254.42   | 285.20   | 314.95   | 359.06   | 375.47   | 381.63   | 405.22   | 419.59   | 455.49   | 479.09   | 480.11   | 529.36   | 549.87   | 553.98   |
| <b>BUSTO ARSIZIO E CASTELLANZA</b> | 177.82   | 183.15   | 187.81   | 200.46   | 216.45   | 214.45   | 259.07   | 299.03   | 336.99   | 374.95   | 400.92   | 398.93   | 404.25   | 432.89   | 459.53   | 466.19   | 483.51   | 507.48   | 530.79   |
| <b>GALLARATE</b>                   | 160.13   | 173.81   | 175.42   | 194.73   | 204.38   | 203.58   | 243.01   | 282.44   | 303.36   | 346.00   | 366.12   | 378.19   | 376.58   | 397.50   | 426.47   | 450.61   | 477.16   | 499.69   | 531.88   |
| <b>SOMMA LOMBARDO</b>              | 161.35   | 151.44   | 157.11   | 154.28   | 167.01   | 164.18   | 202.40   | 229.29   | 297.23   | 351.01   | 382.15   | 392.06   | 400.55   | 423.20   | 462.83   | 435.93   | 427.44   | 444.43   | 469.90   |

# TASSO INCIDENZA ULTIMI 7 GIORNI AMBITO LARIANO

TASSO INCIDENZA AMBITI ASST Lariana (ultimi 7gg)

UOSD Epidemiologia Ambientale e  
Flussi Informativi  
Sistema Socio Sanitario  
 Regione  
Lombardia  
ATS Insubria

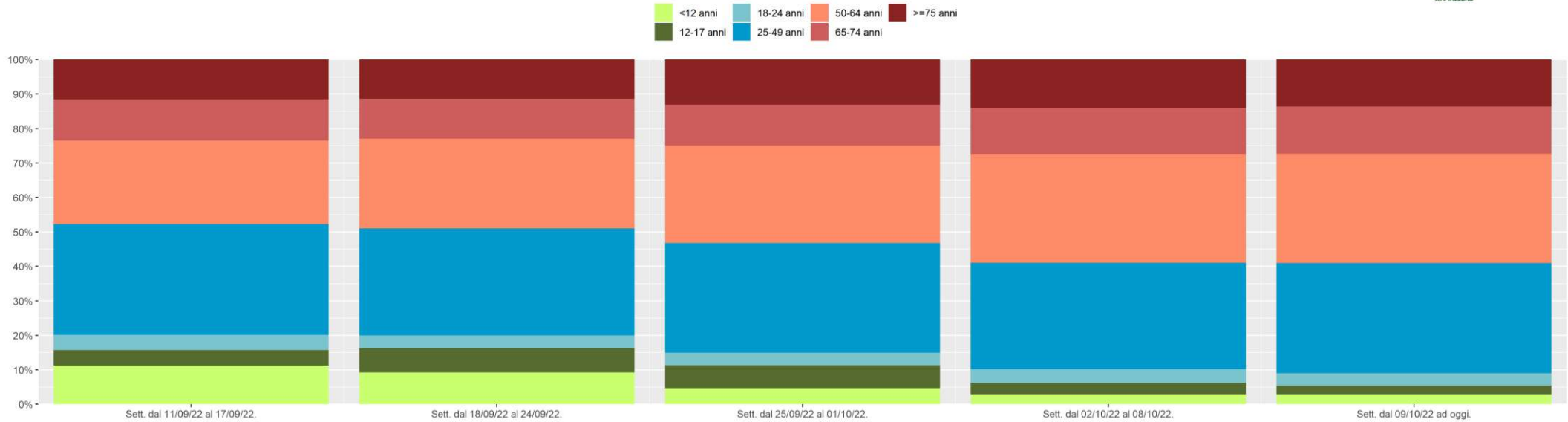


|                                 | 20/09/22 | 21/09/22 | 22/09/22 | 23/09/22 | 24/09/22 | 25/09/22 | 26/09/22 | 27/09/22 | 28/09/22 | 29/09/22 | 30/09/22 | 01/10/22 | 02/10/22 | 03/10/22 | 04/10/22 | 05/10/22 | 06/10/22 | 07/10/22 | 08/10/22 |
|---------------------------------|----------|----------|----------|----------|----------|----------|----------|----------|----------|----------|----------|----------|----------|----------|----------|----------|----------|----------|----------|
| <b>CANTU' - MARIANO COMENSE</b> | 168.29   | 173.60   | 181.94   | 209.23   | 225.91   | 236.52   | 276.70   | 333.56   | 375.25   | 404.06   | 428.32   | 464.70   | 472.28   | 545.82   | 592.06   | 638.30   | 688.34   | 728.52   | 745.19   |
| <b>COMO</b>                     | 299.17   | 310.43   | 318.88   | 343.51   | 358.30   | 355.48   | 443.47   | 502.60   | 554.69   | 625.08   | 647.61   | 687.73   | 702.52   | 758.13   | 796.14   | 811.62   | 840.48   | 868.64   | 881.31   |
| <b>ERBA</b>                     | 221.01   | 219.64   | 226.50   | 251.21   | 284.15   | 293.76   | 337.69   | 400.83   | 481.83   | 543.60   | 568.31   | 575.17   | 576.54   | 652.04   | 661.65   | 700.09   | 711.07   | 752.25   | 786.57   |
| <b>LOMAZZO - FINO MORNASCO</b>  | 214.56   | 232.92   | 226.16   | 222.29   | 230.02   | 231.96   | 277.38   | 312.17   | 350.83   | 401.09   | 428.15   | 465.84   | 472.61   | 520.93   | 569.26   | 583.76   | 612.75   | 639.81   | 634.01   |
| <b>OLGIATE COMASCO</b>          | 213.07   | 237.36   | 241.78   | 247.30   | 268.27   | 279.31   | 325.68   | 385.30   | 421.73   | 459.27   | 489.08   | 504.53   | 526.61   | 585.12   | 675.65   | 723.13   | 776.12   | 810.34   | 846.77   |
| <b>MEDIO LARIO</b>              | 289.25   | 297.36   | 300.06   | 327.10   | 354.13   | 354.13   | 486.59   | 537.95   | 651.49   | 716.37   | 767.73   | 805.58   | 808.28   | 808.28   | 840.72   | 854.24   | 913.71   | 946.15   | 948.85   |

# POSITIVITA' PER FASCE DI ETA'

Positivi settimanali per fascia d'eta' (val. rel.)  
Ultime 4 settimane.

UOSD Epidemiologia Ambientale e  
Flussi Informativi  
Sistema Socio Sanitario  
Regione  
Lombardia  
ATS Insubria



|                     | Sett. dal 11/09/22 al 17/09/22. | Sett. dal 18/09/22 al 24/09/22. | Sett. dal 25/09/22 al 01/10/22. | Sett. dal 02/10/22 al 08/10/22. | Sett. dal 09/10/22 ad oggi. |
|---------------------|---------------------------------|---------------------------------|---------------------------------|---------------------------------|-----------------------------|
| <b>&gt;=75 anni</b> | 319                             | 429                             | 930                             | 1390                            | 588                         |
| <b>65-74 anni</b>   | 331                             | 438                             | 848                             | 1314                            | 593                         |
| <b>50-64 anni</b>   | 672                             | 979                             | 2014                            | 3109                            | 1376                        |
| <b>25-49 anni</b>   | 887                             | 1170                            | 2268                            | 3047                            | 1382                        |
| <b>18-24 anni</b>   | 123                             | 140                             | 254                             | 395                             | 157                         |
| <b>12-17 anni</b>   | 124                             | 268                             | 477                             | 326                             | 109                         |
| <b>&lt;12 anni</b>  | 311                             | 347                             | 332                             | 283                             | 125                         |

# SCUOLE-CLASSI IN SORVEGLIANZA

| <b>Classi in sorveglianza, settimana dal 03-ott-22 al 09-ott-22</b> |                      |                 |                                  |                                    |               |
|---|----------------------|-----------------|----------------------------------|------------------------------------|---------------|
|   | <b>NIDO/INFANZIA</b> | <b>PRIMARIA</b> | <b>SECONDARIA DI PRIMO GRADO</b> | <b>SECONDARIA DI SECONDO GRADO</b> | <b>TOTALE</b> |
| <b>CO</b>   | 8                    | 17              | 22                               | 34                                 | <b>81</b>     |
| <b>VA</b>   | 16                   | 26              | 29                               | 28                                 | <b>99</b>     |
| <b>322-ATS INSUBRIA</b>   | <b>24</b>            | <b>43</b>       | <b>51</b>                        | <b>62</b>                          | <b>180</b>    |



Sistema Socio Sanitario



Regione  
Lombardia

ATS Insubria



[www.ats-insubria.it](http://www.ats-insubria.it)